



Getting Around — from the Ground Level




Three elevators  connecting five levels of the building are located near the Information Desk  on the Ground Level of the East Building.


A large elevator can be reached by going through the Tower 2 galleries toward the front of the building.

Two small elevators can be found between Towers 1 and 2. These elevators may require assistance.


Getting Around — from the Concourse


The Concourse spans two levels.

One level gives access to restrooms  , Gallery shops, a moving walkway  to the Cascade Café, Espresso & Gelato Bar, and the West Building.

A lower level — reached by an elevator lift  or a short flight of steps — is home to the Concourse galleries and a small auditorium. Two elevators from this level give access to upper levels of the building. One smaller elevator may require assistance.

From the Concourse walkway


To visit the Concourse galleries or small auditorium, use the elevator lift  to the left of the steps leading down to the exhibition spaces.

To reach the Ground Level, Mezzanine, Upper Level, or Tower 3 from the lower Concourse galleries, follow the signs to the large elevator  at the front corner of the building.


The accessible route connecting the Concourse walkway, Concourse galleries, and Ground Level is indicated in orange.

Stairs and Escalator

Two staircases connecting all floors of the East Building are reached by walking through the galleries to the outside corners of Towers 1 and 2.



An escalator  connects the Mezzanine with the Terrace Café on the Upper Level.

Elevator to the Terrace Café

The Terrace Café is not accessible to wheelchairs from the Upper Level galleries or Upper Level Bridge. You will need to return to the Ground Level by elevator  and follow the directions below.


To reach the Terrace Café by elevator, go to the Ground Level Administrative and Study Center through the glass doors toward the back of the building. The protection officer stationed there will assist you.

Accessible Restrooms

Fully accessible restrooms are available on the Concourse near the East Building end of the moving walkway  and on the Mezzanine near the large elevator .

Restrooms near the Terrace Café may require assistance.

Getting to the West Building

If traveling from the East Building to the Cascade Café, Espresso & Gelato Bar, or West Building, follow the Concourse tunnel (not the Concourse galleries) along the moving walkway .

